

**PHYSICAL SETTING
 EARTH SCIENCE**

Wednesday, January 26, 2011 — 9:15 a.m. to 12:15 p.m., only

ANSWER BOOKLET

Student Sex: Male
 Female
 Teacher
 School Grade

Answer all questions in this examination. Record your answers in this booklet.

Part A

- | | | |
|----------|----------|----------|
| 1 | 13 | 25 |
| 2 | 14 | 26 |
| 3 | 15 | 27 |
| 4 | 16 | 28 |
| 5 | 17 | 29 |
| 6 | 18 | 30 |
| 7 | 19 | 31 |
| 8 | 20 | 32 |
| 9 | 21 | 33 |
| 10 | 22 | 34 |
| 11 | 23 | 35 |
| 12 | 24 | |

Part A Score

**Performance Test Score
 (Maximum Score: 16)**

Part	Maximum Score	Student's Score
A	35	
B-1	15	
B-2	15	
C	20	

**Total Written Test Score
 (Maximum Raw Score: 85)**

**Final Score
 (from conversion chart)**

Raters' Initials:

Rater 1 **Rater 2**

Part B-1

- | | |
|----------|----------|
| 36 | 44 |
| 37 | 45 |
| 38 | 46 |
| 39 | 47 |
| 40 | 48 |
| 41 | 49 |
| 42 | 50 |
| 43 | |

Part B-1 Score

The declaration below must be signed when you have completed the examination.

I do hereby affirm, at the close of this examination, that I had no unlawful knowledge of the questions or answers prior to the examination and that I have neither given nor received assistance in answering any of the questions during the examination.

Signature

Part B-2

For Raters
Only

51

Season	Earth's Position
spring	
summer	
fall	
winter	

51

52 _____ d

52

53 _____

53

54 _____ Era

54

55 _____

55


56 _____ Plate and _____ Plate

56

57 _____

57

58



58

59 _____

59

**For Raters
Only**

60 _____

60

61 _____

61

62 _____

62

63 _____

63

64 A: _____

B: _____

C: _____

D: _____

64

65 _____

65

**Total Score for
Part B-2**

Part C

**For Raters
Only**

66 _____

66

67 _____ **Period**

67

68 Evidence for inference 1: _____

Evidence for inference 2: _____

68

69 Process 1: _____

Process 2: _____

69

70 _____ **cm**

70

71 _____

71

72 Diameter: _____

Density: _____


72

73 Color: _____

Luminosity: _____

73

74



74

For Raters
Only

75 W: _____ tide

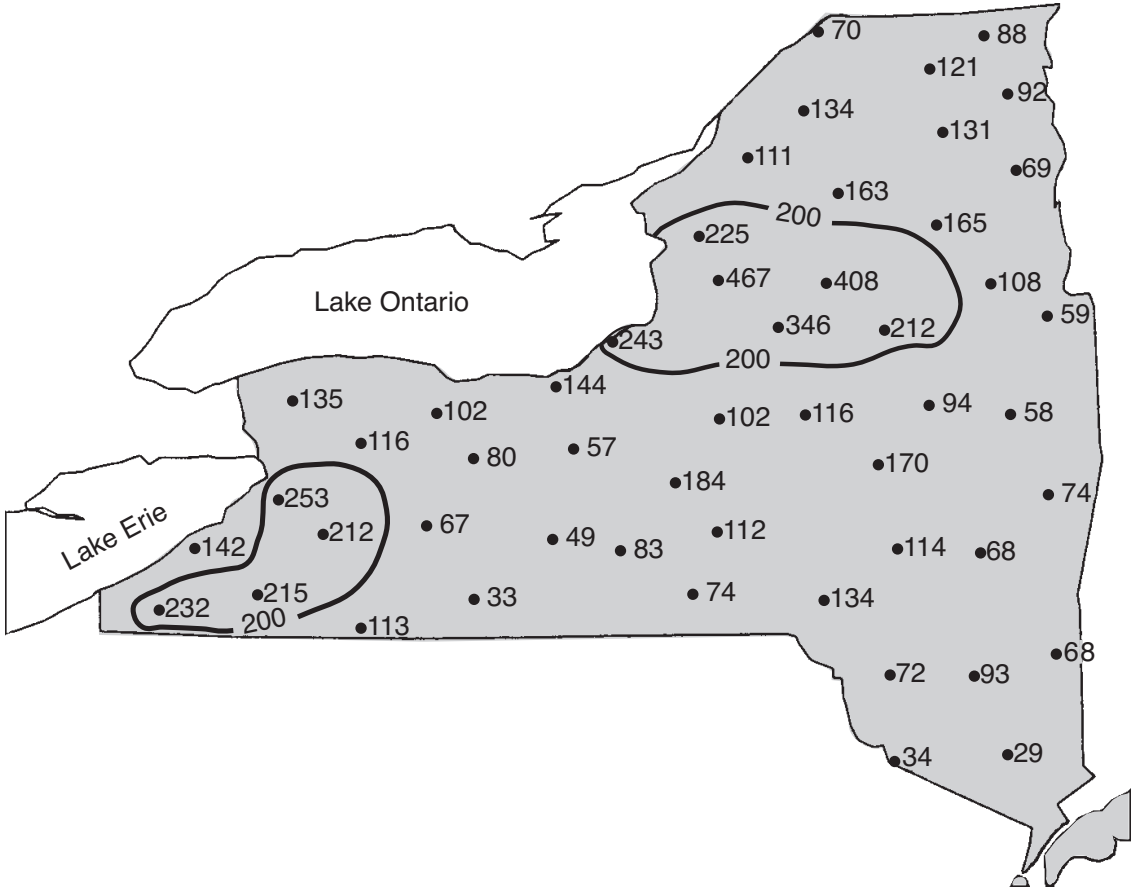
X: _____ tide

Y: _____ tide

Z: _____ tide

76 _____

77



75

76

77

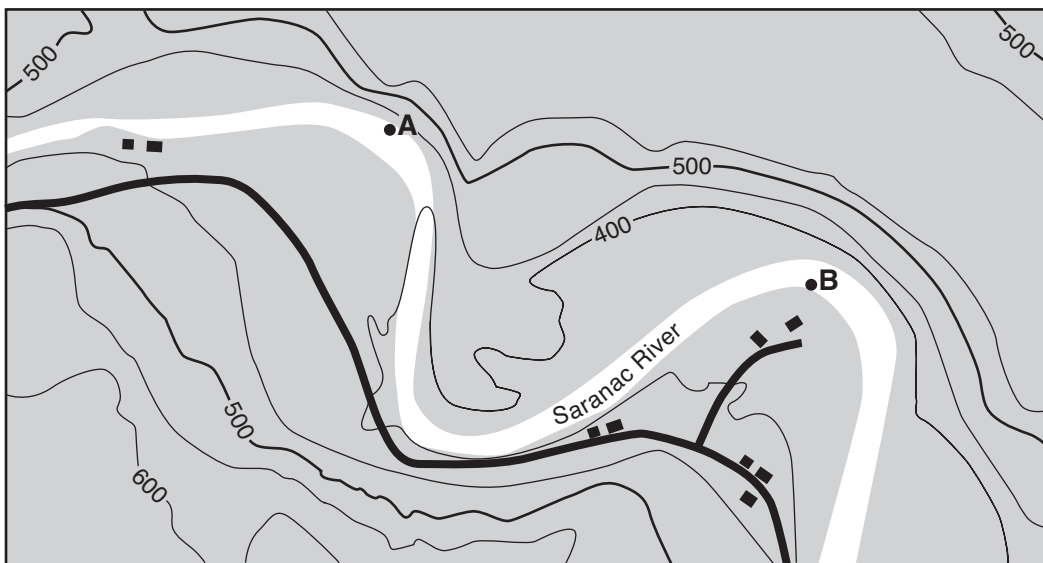
78 _____ in



79 _____

78

79

80



Key	
	Road
	Building

Contour interval = 50 ft



80



81

81



82

82



83

83



**For Raters
Only**

84

85

**Total Score
for Part C**

84 _____ cm

85 _____
