



New York State Testing Program

Mathematics Book 2

Grade **3**

March 6–10, 2006

Name _____





Developed and published by CTB/McGraw-Hill LLC, a subsidiary of The McGraw-Hill Companies, Inc., 20 Ryan Ranch Road, Monterey, California 93940-5703. Copyright © 2006 by New York State Education Department. All rights reserved. No part of this publication may be reproduced or distributed in any form or by any means, or stored in a database or retrieval system, without the prior written permission of New York State Education Department.



TIPS FOR TAKING THE TEST

Here are some suggestions to help you do your best:

- Be sure to read carefully all the directions in the test book.
- You may use your tools to help you solve any problem on the test.
- Read each question carefully and think about the answer before writing your response.
- Be sure to show your work when asked. You may receive partial credit if you have shown your work.



This picture means that you will use your ruler.



This picture means that you will use your pattern blocks.



This picture means that you will use your counters.

-

■

■■■■■

■

■■■■

■

■ ■

●

26

Ms. Crocker ordered dog food and cat food for her pet store, as shown on the order form below.

<p>Pet Food Order Form ***** Dog food <u>138</u> bags Cat food <u>156</u> bags *****</p>

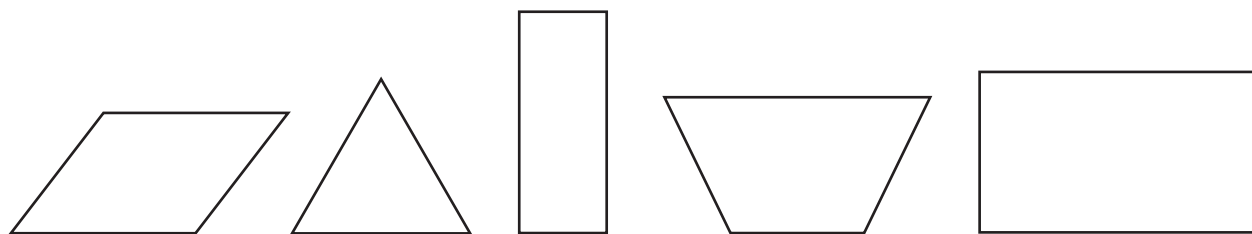
How many bags of dog food and cat food did Ms. Crocker order in all?

Show your work.

Answer _____ bags

Go On

27 Jamie drew the five shapes shown below.



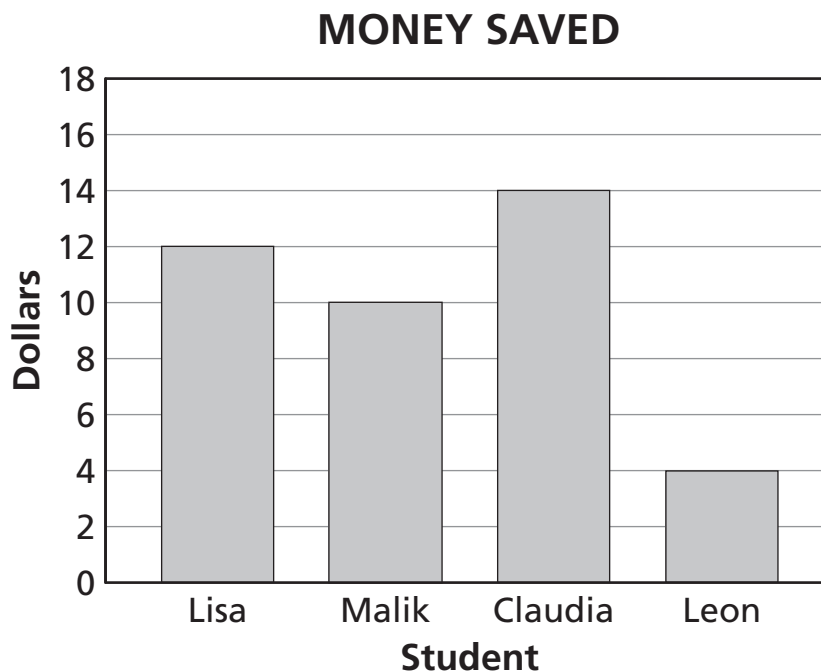
Part A

Draw a ring around all of the shapes above that are rectangles.

Part B

On the lines below, write two things that all rectangles have in common.

The bar graph below shows the amount of money four students saved in one month.



Part A

Who saved the most money?

Answer _____

Part B

How much **more** money must Leon save to have the same amount of money as Malik?

Show your work.

Answer \$ _____

Go On

29 Rudy draws the repeating pattern of shapes shown below.



Part A

Draw the next two shapes on the blank lines in the pattern above.

On the lines below, explain how you know what two shapes come next.

Part B

In the space below, draw the 13th shape in the pattern.


30

Mr. Clark bakes cakes for parties. Last month, he baked 4 chocolate cakes, 6 lemon cakes, 8 banana cakes, and 14 carrot cakes.

Complete the pictograph below to show all the cakes Mr. Clark baked last month. Be sure to use the key provided.

MR. CLARK'S CAKES

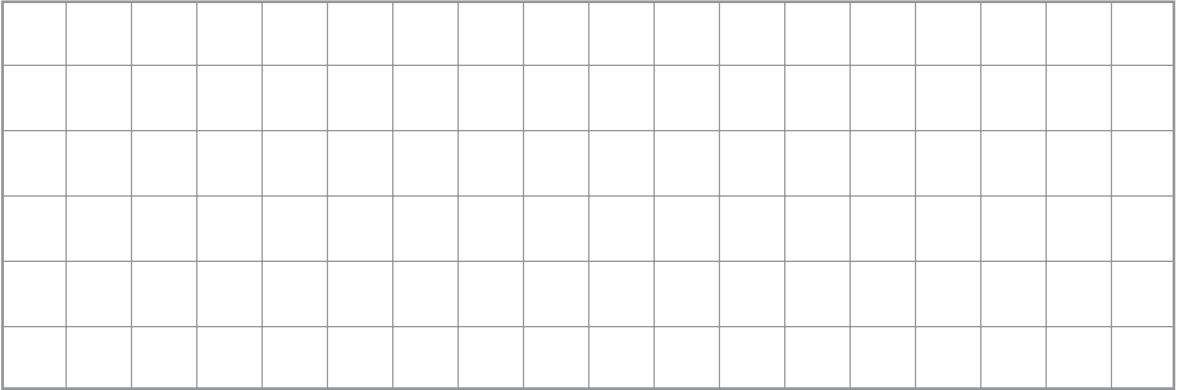
Type of Cake	Number of Cakes
Chocolate	
Lemon	
Banana	
Carrot	

KEY
 = 2 cakes

Go On

Part A

Draw 2 squares on the grid below. Make one square larger than the other.

**Part B**

On the lines below, tell one way that all squares are alike.

STOP



Place Student Label Here



Grade 3
Mathematics
Book 2
March 6–10, 2006

The McGraw-Hill Companies

