



New York State Testing Program

Mathematics Test Book 1

Grade **8**

March 9–13, 2009



Developed and published under contract with the New York State Education Department by CTB/McGraw-Hill LLC, a subsidiary of The McGraw-Hill Companies, Inc., 20 Ryan Ranch Road, Monterey, California 93940-5703. Copyright © 2009 by the New York State Education Department. Permission is hereby granted for school administrators and educators to reproduce these materials, located online at <http://www.emsc.nysed.gov/osa>, in the quantities necessary for their school's use, but not for sale, provided copyright notices are retained as they appear in these publications. This permission does not apply to distribution of these materials, electronically or by other means, other than for school use.

TIPS FOR TAKING THE TEST

Here are some suggestions to help you do your best:

- Be sure to read carefully all the directions in the test book.
- Read each question carefully and think about the answer before choosing your response.



This picture means that you will use your ruler.

Sample A

What is the shape of each base of a cylinder?


- A circle
- B rectangle
- C triangle
- D square

Sample B



Use your ruler to help you solve this problem.

What is the area, in square centimeters, of the rectangle shown below?



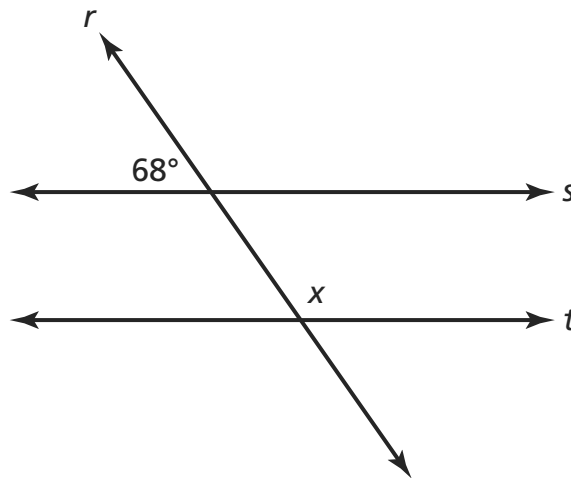
- A 15
- B 17
- C 30
- D 34

STOP

1 Which expression is equivalent to $14a - 4a + 5a - 3a$?

- A** $2a$
- B** $8a$
- C** $12a$
- D** $20a$

2 In the diagram below, line s is parallel to line t , and line r is a transversal.



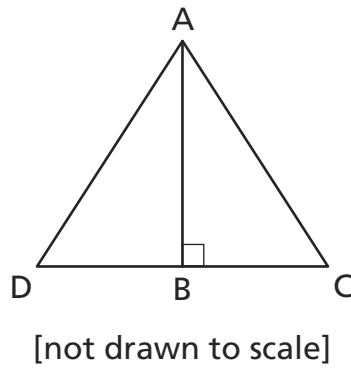
[not drawn to scale]

What is the measure of $\angle x$?

- A** 158°
- B** 112°
- C** 68°
- D** 22°

Go On

- 3** Which line segment represents the hypotenuse on right triangle ABC?



- A** \overline{AB}
- B** \overline{AC}
- C** \overline{AD}
- D** \overline{BC}

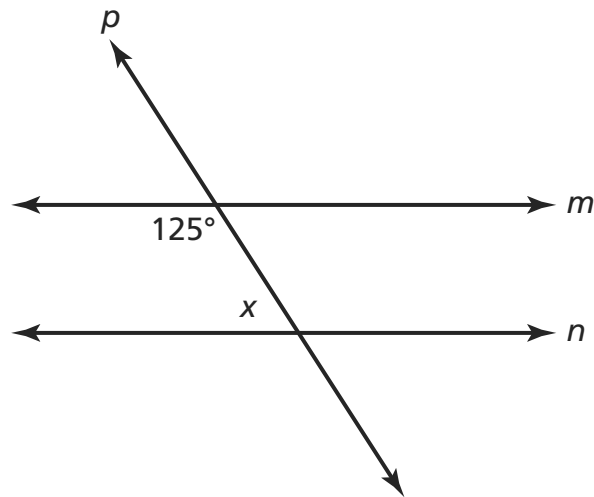
- 4** Simplify the expression below.

$$10^3 \times 10^{-7}$$

- A** 10^4
- B** 10^{10}
- C** 10^{-4}
- D** 10^{-21}

5

In the diagram below, line m and line n are parallel, and line p is a transversal.



[not drawn to scale]

What is the measure of $\angle x$?

- A 35°
- B 55°
- C 125°
- D 215°

6

Solve the equation below for x .

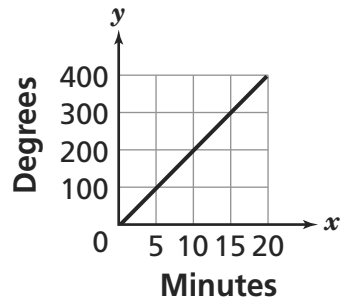
$$2(6 + 2x) = 8x$$

- A $x = 1$
- B $x = 2$
- C $x = 3$
- D $x = 6$

Go On

7

John drew the graph below to represent a situation.

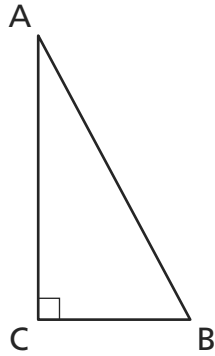


Which statement could describe the situation John graphed?

- A** The temperature of a frozen pizza cooking in an oven increases 5 degrees every minute.
- B** The temperature of a frozen pizza cooking in an oven increases 10 degrees every minute.
- C** The temperature of a frozen pizza cooking in an oven increases 15 degrees every minute.
- D** The temperature of a frozen pizza cooking in an oven increases 20 degrees every minute.

8

In triangle ABC below, $\angle ACB$ is a right angle. If the length of \overline{AC} is 8 centimeters and the length of \overline{AB} is 10 centimeters, what is the length, in centimeters, of \overline{BC} ?



[not drawn to scale]

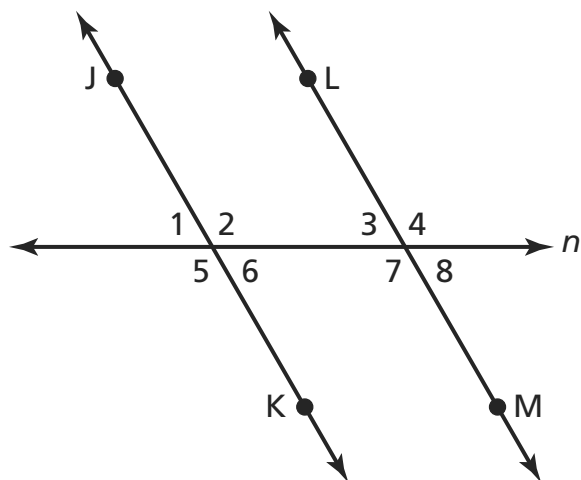
$$c^2 = a^2 + b^2$$

- A 2
- B 4
- C 5
- D 6

Go On

9

In the diagram below, \overleftrightarrow{JK} is parallel to \overleftrightarrow{LM} , and line n is a transversal.



[not drawn to scale]

Which two angles must be congruent to $\angle 4$ in the diagram?

- A** $\angle 1$ and $\angle 2$
- B** $\angle 1$ and $\angle 6$
- C** $\angle 2$ and $\angle 7$
- D** $\angle 6$ and $\angle 7$

10

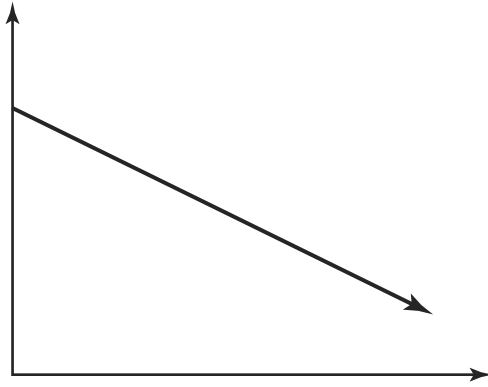
Simplify the expression below.

$$3xy(9xy + 14x)$$

- A** $27xy + 42x$
- B** $9xy + 42x^2y$
- C** $27x^2y^2 + 14x$
- D** $27x^2y^2 + 42x^2y$

11

Which situation is best represented by the graph below?



- A the height of a child from age ten to fifteen
- B the volume of a balloon as it is being filled with air
- C the amount of gasoline in a car's tank during a five-hour trip
- D the volume of water in a swimming pool as it is being filled

12

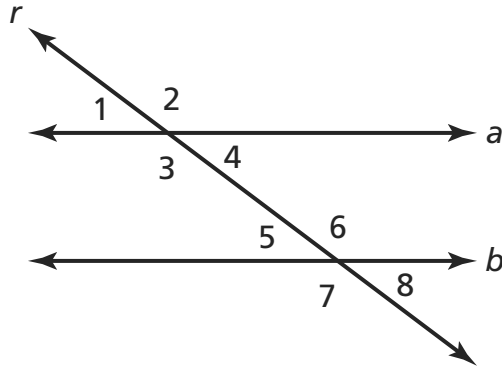
The cost of Cynthia's dinner is \$15.20. She leaves a tip that is 15% of the cost of the dinner. What is the **best** estimate for the amount of the tip?

- A \$1.00
- B \$2.00
- C \$3.00
- D \$4.00

Go On

13

In the diagram below, line a is parallel to line b , and line r is a transversal. Which pair of angles must have the same measure?



[not drawn to scale]

- A** $\angle 1$ and $\angle 6$
- B** $\angle 1$ and $\angle 7$
- C** $\angle 2$ and $\angle 7$
- D** $\angle 3$ and $\angle 5$

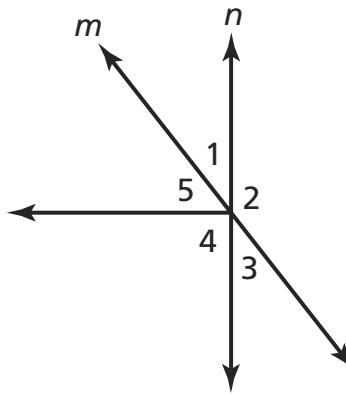
14

Which verbal expression is the same as $\frac{n}{2} + 6$?

- A** two more than half of six
- B** six more than half of a number
- C** the sum of a number and two plus six
- D** six more than the product of a number and two

15

In the diagram below, line m intersects line n . Which pair of angles must be congruent?



[not drawn to scale]

- A** $\angle 1$ and $\angle 3$
- B** $\angle 1$ and $\angle 5$
- C** $\angle 2$ and $\angle 3$
- D** $\angle 3$ and $\angle 5$

16

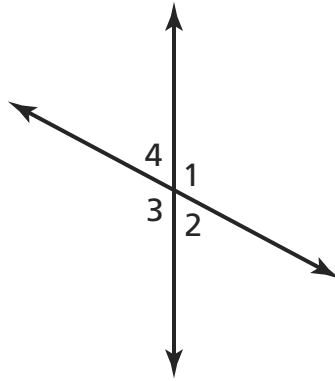
What is $3m^3 + 6m^2$ divided by $3m$?

- A** $m^2 + 6m^2$
- B** $m^2 + 2m$
- C** $3m^2 + 6m$
- D** $m^3 + 2m^2$

Go On

17

The measure of $\angle 1$ in the diagram below is 113° .



[not drawn to scale]

What is the measure of $\angle 4$?

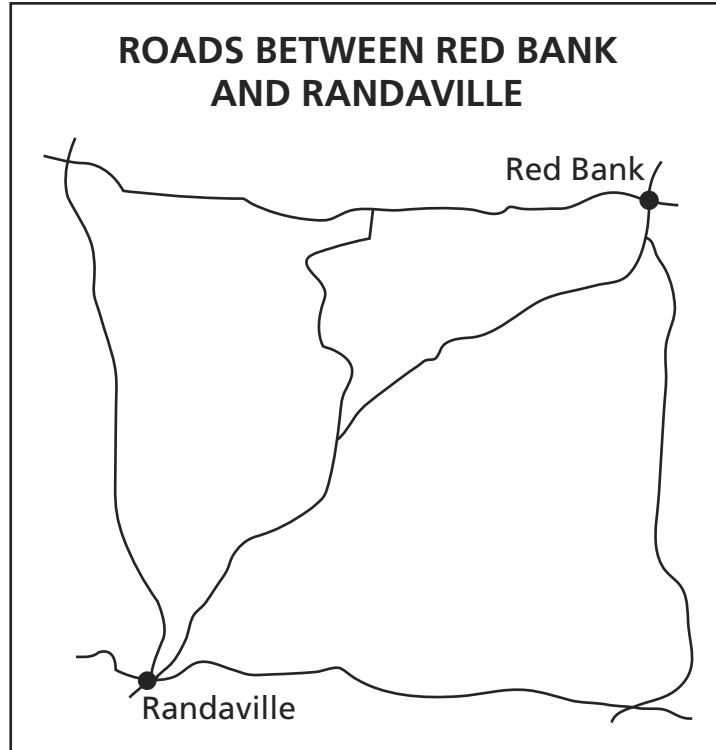
- A** 67°
- B** 77°
- C** 113°
- D** 203°



Use your ruler to help you solve this problem.

What is the **best estimation** of the most direct route between Red Bank and Randaville?

SCALE
1 cm = 10 km



- A 7 kilometers
- B 9 kilometers
- C 70 kilometers
- D 90 kilometers

Go On

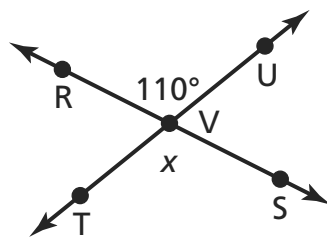
19

Alisa pays \$0.50 per hour to park her car at the museum. Which graph correctly shows the relationship between the hours, x , Alisa's car is parked and the total parking cost in dollars, y ?



20

In the diagram below, \overleftrightarrow{RS} intersects \overleftrightarrow{TU} at point V , and the measure of $\angle RVU$ is 110° .



[not drawn to scale]

What is the measure of $\angle x$?

- A 20°
- B 70°
- C 110°
- D 200°

21

Simplify the expression below.

$$\frac{3x^6 + 9x^4 - 6x^2}{3x^2}$$

- A $x^4 + 3x^2 - 2$
- B $x^4 + 6x^2 + 3$
- C $x^3 + 3x^2 - 3x$
- D $x^3 + 6x^2 + 3x$

Go On

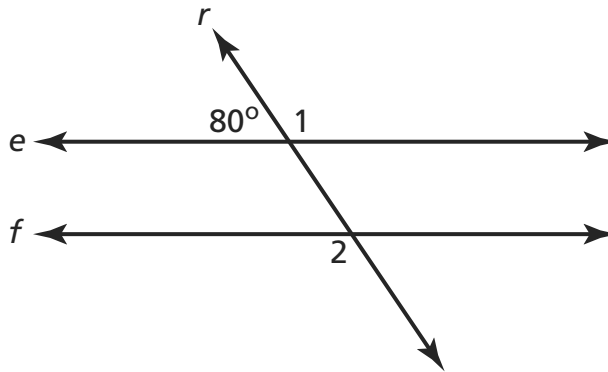
- 22** The scale on a road map is shown below.

SCALE
1 cm = 75 mi

Sam measures the distance on the map between Rockland and Newbury as 5 centimeters. What is the actual distance, in miles, between Rockland and Newbury?

- A** 15
- B** 80
- C** 375
- D** 575

- 23** In the diagram below, line e and line f are parallel, and line r is a transversal.



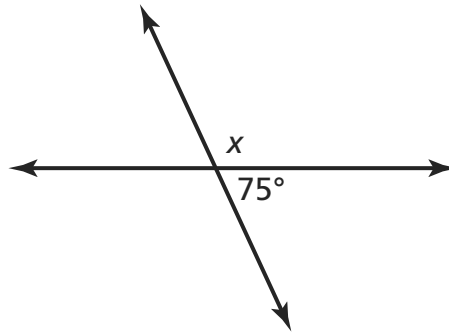
[not drawn to scale]

What is the sum of the measures of $\angle 1$ and $\angle 2$?

- A** 100°
- B** 160°
- C** 180°
- D** 200°

24

In the diagram below, what is the measure of $\angle x$?



[not drawn to scale]

- A 15°
- B 75°
- C 105°
- D 165°

25

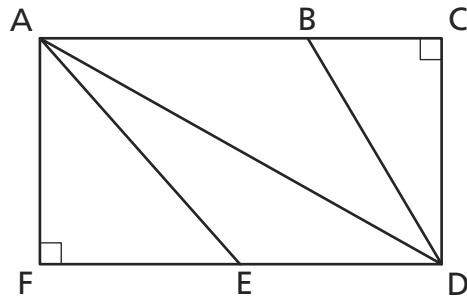
The scale on a map of Audrey's home state indicates that 1 centimeter is equivalent to 30 miles. On this map, the distance between Davenport and Vansburg is 12 centimeters. What is the actual distance between Davenport and Vansburg?

- A 90 miles
- B 180 miles
- C 360 miles
- D 720 miles

Go On

26

In the rectangle below, which angle is the **right angle** of a right triangle?

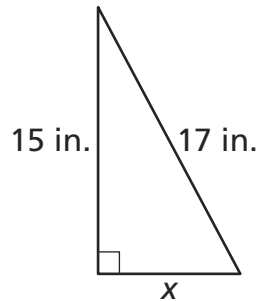


[not drawn to scale]

- A $\angle BCD$
- B $\angle AED$
- C $\angle CDA$
- D $\angle FAD$

27

What is the length of side x in the triangle below?



[not drawn to scale]

- A 2 inches
- B 8 inches
- C 23 inches
- D 32 inches

STOP



Grade 8
Mathematics Test
Book 1
March 9–13, 2009

The McGraw-Hill Companies