



New York State Testing Program

Mathematics Test Book 2

Grade

3

March 2–6, 2009

Name _____



Developed and published under contract with the New York State Education Department by CTB/McGraw-Hill LLC, a subsidiary of The McGraw-Hill Companies, Inc., 20 Ryan Ranch Road, Monterey, California 93940-5703. Copyright © 2009 by the New York State Education Department. Permission is hereby granted for school administrators and educators to reproduce these materials, located online at <http://www.emsc.nysed.gov/osa>, in the quantities necessary for their school's use, but not for sale, provided copyright notices are retained as they appear in these publications. This permission does not apply to distribution of these materials, electronically or by other means, other than for school use.

TIPS FOR TAKING THE TEST

Here are some suggestions to help you do your best:

- Be sure to read carefully all the directions in the test book.
- Read each question carefully and think about the answer before writing your response.
- Be sure to show your work when asked. You may receive partial credit if you have shown your work.



This picture means that you will use your ruler.

26

Justine brings the napkins for a picnic. She brings 3 napkins for each of the 9 people at the picnic. How many napkins does Justine bring to the picnic?

Show your work.

Answer _____ napkins

27

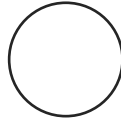
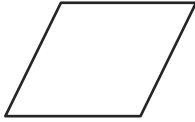
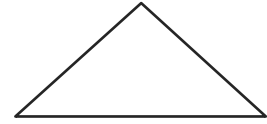
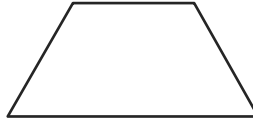

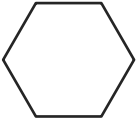
Last year, a school sold 638 tickets to their school fair. This year, 287 **fewer** tickets were sold than last year. How many tickets to the fair did the school sell this year?

Show your work.

Answer _____ tickets

Go On

Anna draws the shapes below.



Part A

Write a large X over the trapezoid.

Part B


One of the shapes Anna draws is a hexagon. On the lines below, write **one** way a hexagon is different from a trapezoid.




Go On

29

At Dalton's school, there is a Lost and Found box. The pictograph below shows the number of hats in the Lost and Found box during three months.

HATS IN LOST AND FOUND BOX

KEY
 = 5 hats

Month	Number of Hats
January	
February	
March	

How many **more** hats are in the Lost and Found box in February than in January?

Show your work.

Answer _____ hats

Go On

30

The table below shows the number of minutes Carrie practiced dancing on four different days.

CARRIE'S DANCE PRACTICE

Day	Minutes
Day 1	18
Day 2	25
Day 3	32
Day 4	39
Day 5	?

Go On

If the pattern in the table continues, how many minutes will Carrie practice dancing on Day 5?

Answer _____ minutes

On the lines below, explain how you found your answer.

If the pattern in the table continues for a few more days, on what day will Carrie practice dancing for 53 minutes?

Answer Day _____

Go On

31

The table below shows the number of each type of sandwich remaining in the school cafeteria after lunch on Wednesday.

WEDNESDAY'S SANDWICHES

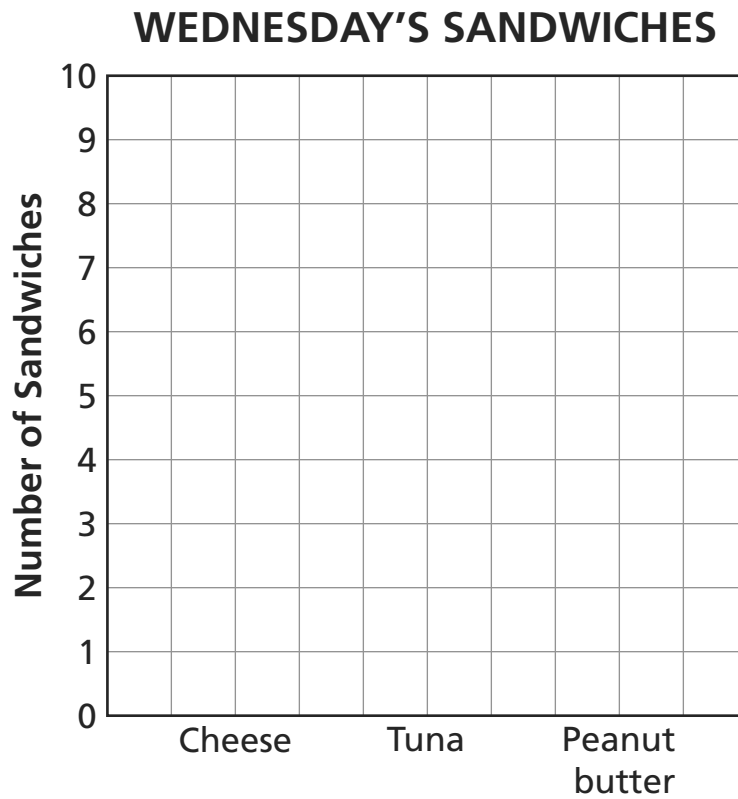
Type	Number of Sandwiches
Cheese	6
Tuna	2
Peanut butter	9

Go On

On the grid below, complete the bar graph to show the type and number of sandwiches remaining in the cafeteria after lunch on Wednesday.

Be sure to

- label the blank axis
- graph all the data



STOP

Place Student Label Here



Grade 3
Mathematics Test
Book 2
March 2–6, 2009

The McGraw-Hill Companies
