



New York State Testing Program

Mathematics Book 2

Grade

3

Sample Test 2005

Name _____

TIPS FOR TAKING THE SAMPLE TEST

Here are some suggestions to help you do your best:

- Be sure to read carefully all the directions in the test book.
- You may use your tools to help you solve any problem on the test.
- Read each question carefully and think about the answer before writing your response.
- Be sure to show your work when asked. You may receive partial credit if you have shown your work.



This picture means that you will use your ruler.



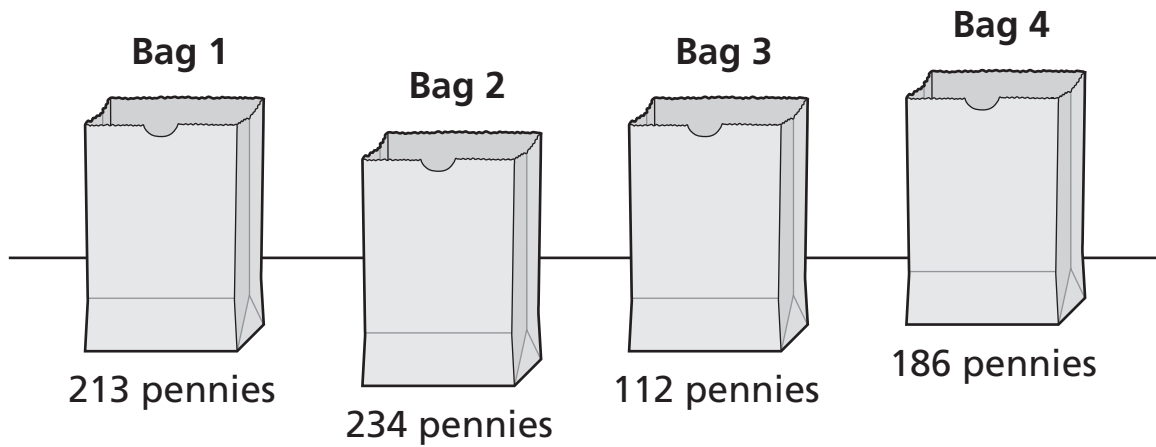
This picture means that you will use your pattern blocks.



This picture means that you will use your counters.

Megan saved the four bags of pennies shown below.

MEGAN'S PENNIES



What is the total number of pennies Megan saved?

Show your work.

Answer _____ pennies

Four students made paper airplanes for a class project. The table below shows the number of paper airplanes each student made.

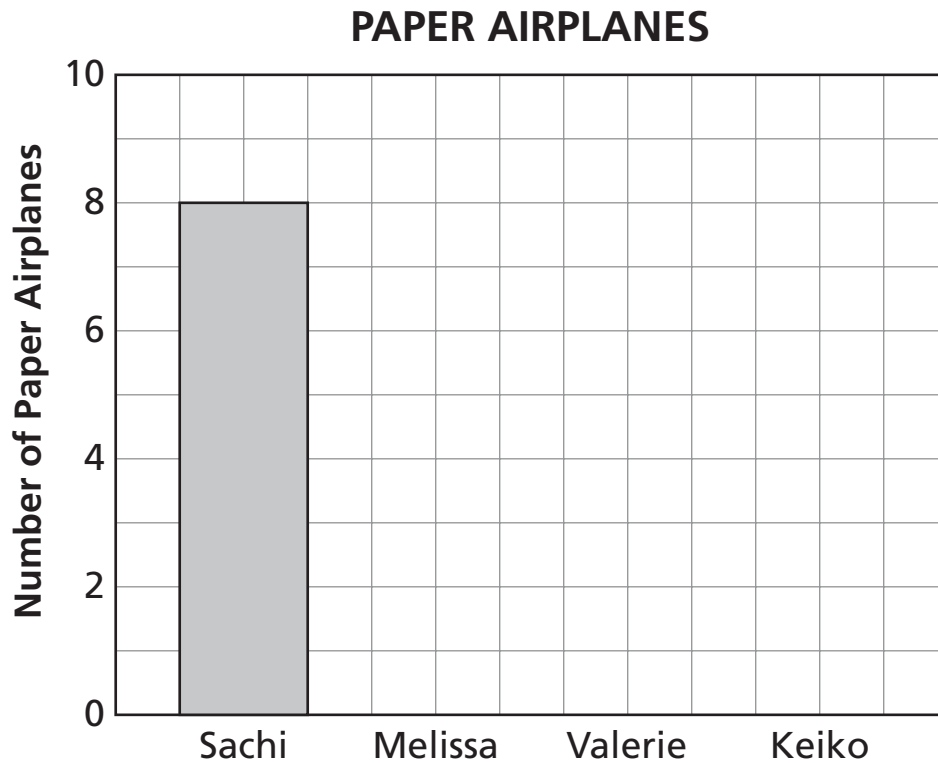
PAPER AIRPLANES

Student	Number of Paper Airplanes
Sachi	8
Melissa	6
Valerie	5
Keiko	7

Complete the bar graph below to show the number of paper airplanes each student made. Sachi's bar has already been drawn for you.

Be sure to

- label the blank axis
- graph all the data



Go On

28

Luis counts the total number of ducks swimming on a pond each day. On Monday, he counts 1 duck. On Tuesday, he counts 2 ducks. On Wednesday, he counts 4 ducks. On Thursday, he counts 8 ducks.

Part A

If the pattern continues, how many ducks will Luis count on Saturday?

Show your work.


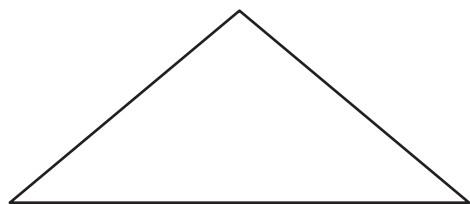
Answer _____ ducks

Part B

On the lines below, describe the pattern you used to find your answer.

29

Jeb drew the two shapes below. One shape has only 1 line of symmetry, and the other shape has 2 lines of symmetry.



Part A

Draw the line of symmetry on the shape that has only 1 line of symmetry.

Part B

Draw the 2 lines of symmetry on the shape that has 2 lines of symmetry.

Go On

30

The table below shows the number of seashells four students found at the beach.

SEASHELLS FOUND

Name	Number of Seashells
José	10
Ivan	8
Gillian	12
Marta	6

Part A

Use the information in the table to complete the pictograph below.

SEASHELLS FOUND

Name	Number of Seashells
José	
Ivan	
Gillian	
Marta	

KEY

Each ○ = 2 seashells

Part B

What is the total number of seashells the four students found?

Answer _____ seashells

Go On

31

A toy store uses the pattern below on a banner.

**Part A**

In the space above, draw shapes to continue the pattern until there are a total of 4 triangles.

Part B

If the pattern continues until there are a total of 6 triangles, how many squares will be in the pattern?

Show your work.

Answer _____ squares

STOP



Grade 3
Mathematics
Book 2
Sample Test 2005

The McGraw-Hill Companies